



WOODWORKS
TILES, PLANKS, CHANNELED & WALL PANELS

Inspiring Great Spaces™

Armstrong®

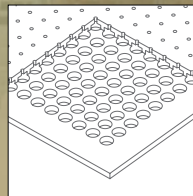
CEILING SYSTEMS



KEY SELECTION ATTRIBUTES

- Enables designers to create rich and warm interiors
- Provides an opportunity to create breath taking interiors
- Good Fire Resistance
- Coated for a satin finish
- Easy to install
- Enhanced Acoustical properties with 'Helmholtz Resonator' concept
- Easy to use hardware system for fast/easy installation

DETAIL



Helmholtz Resonator



WoodWorks Microlook & 360° Black Silhouette/Suprafine



COLOR SELECTION

Laminate common for ceilings and wall panels




US Maple




Dark Walnut




Maple




Royal Cherry



Papyrus Grey



Pure White



Aluminium Grey

Laminate available only for Channeled Woodworks

Veneer common for ceilings and wall panels



Maple*



Dark Bamboo*



Red Beech*









US Cherry*

* Available against order only | special veneer options are available. Contact your local Armstrong representative for more details.
#Due to printing limitations, shades may vary from actual product.

CEILING TILES & PLANKS

Visual Selection

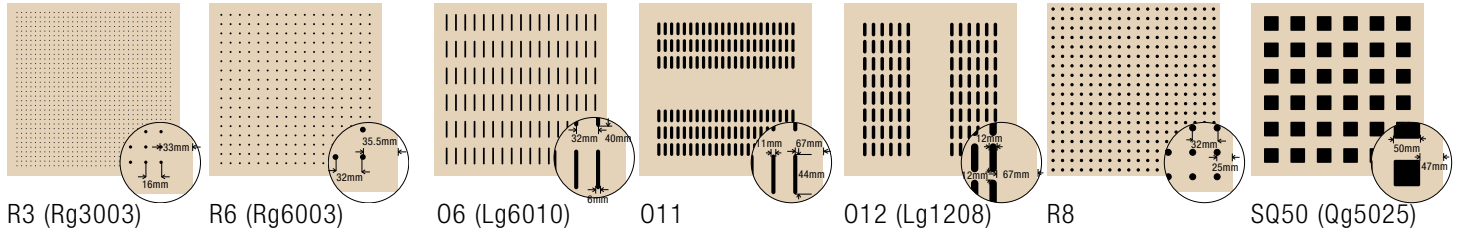
Performance Selection

| | Grid System  | Finish | Perforation | Dimension LxWxH | Acoustic NRC  | | Fire Rating  |
|---|--|-----------------|--------------|-----------------|---|------|--|
| | | | | | R3 | R6 | |
|  Suprafine 38 | Microlook | Laminate/Veneer | Plain/R3/R6 | 600x600x12mm | 0.45 | 0.30 | Class 1 |
| | Microlook | Laminate/Veneer | Plain/R3//R6 | 300x1200x12mm | 0.45 | 0.30 | Class 1 |
|  Silhouette 45 | Microlook | Laminate/Veneer | Plain/R3/R6 | 600x600x12mm | 0.45 | 0.30 | Class 1 |
| | Microlook | Laminate/Veneer | Plain/R3/R6 | 300x1200x12mm | 0.45 | 0.30 | Class 1 |
|  Prelude 38 | SL2 | Laminate/Veneer | Plain/R3/R6 | 600x600x12mm | 0.45 | 0.30 | Class 1 |
| | SL2 | Laminate/Veneer | Plain/R3/R6 | 300x1200x12mm | 0.45 | 0.30 | Class 1 |

Perforations

Standard Perforations

Special Perforations#








#Available against order only

CHANNELED & WALL PANEL

Visual Selection

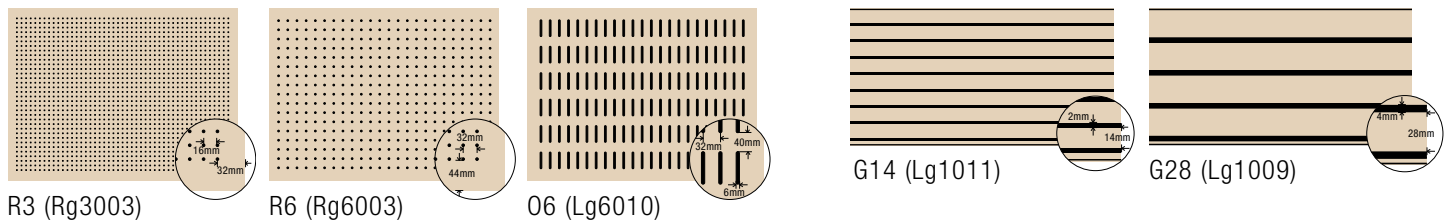
Performance Selection

| Edge Profile  | Finish | Perforation | Dimension LxWxH | Acoustic NRC  | | | | | Fire Rating  |
|--|-----------------|-------------|-----------------|---|------|------|------|------|--|
| | | | | R3 | R6 | O6 | G14 | G28 | |
|  Wall Panel | Laminate/Veneer | Plain/R3/O6 | 600x800x15mm | 0.45 | 0.30 | 0.50 | - | - | Class 1 |
|  Channeled | Laminate/Veneer | G14/G28 | 2440x128x15mm | - | - | - | 0.55 | 0.55 | Class 1 |

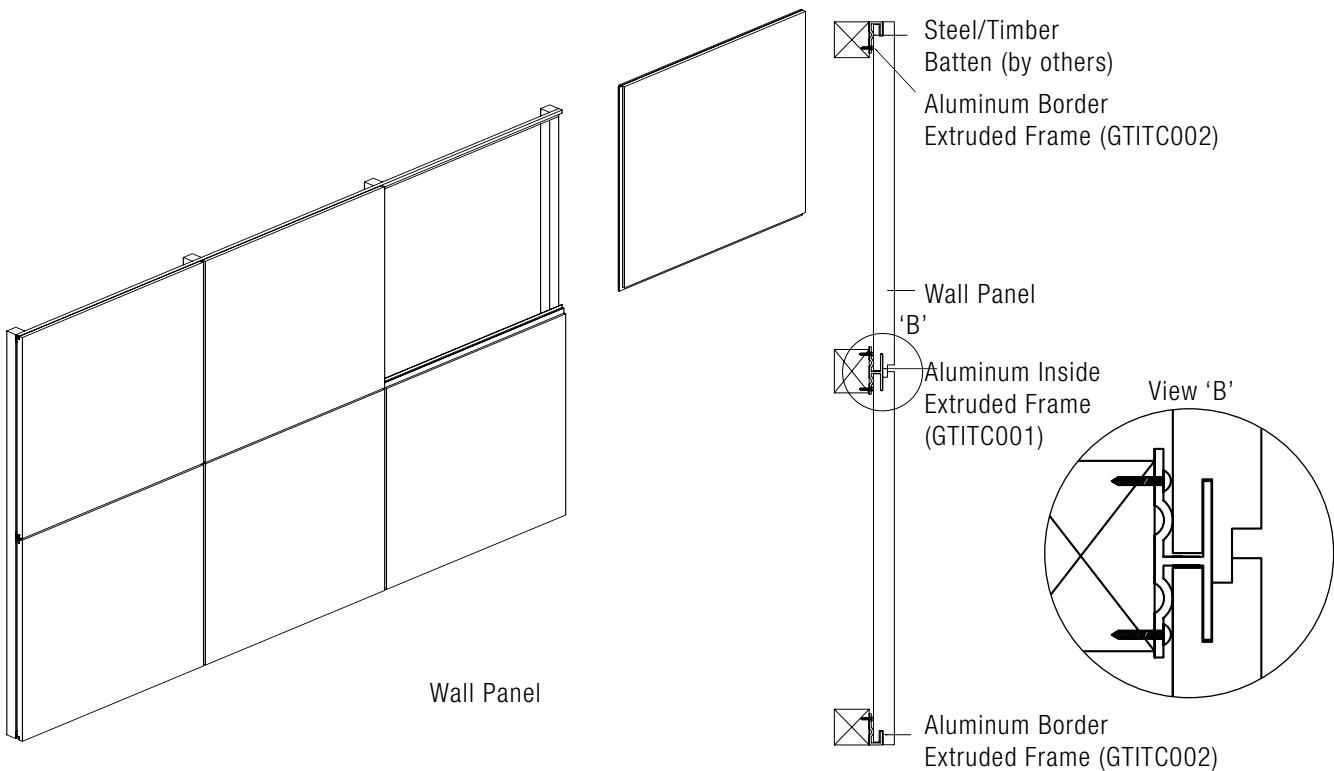
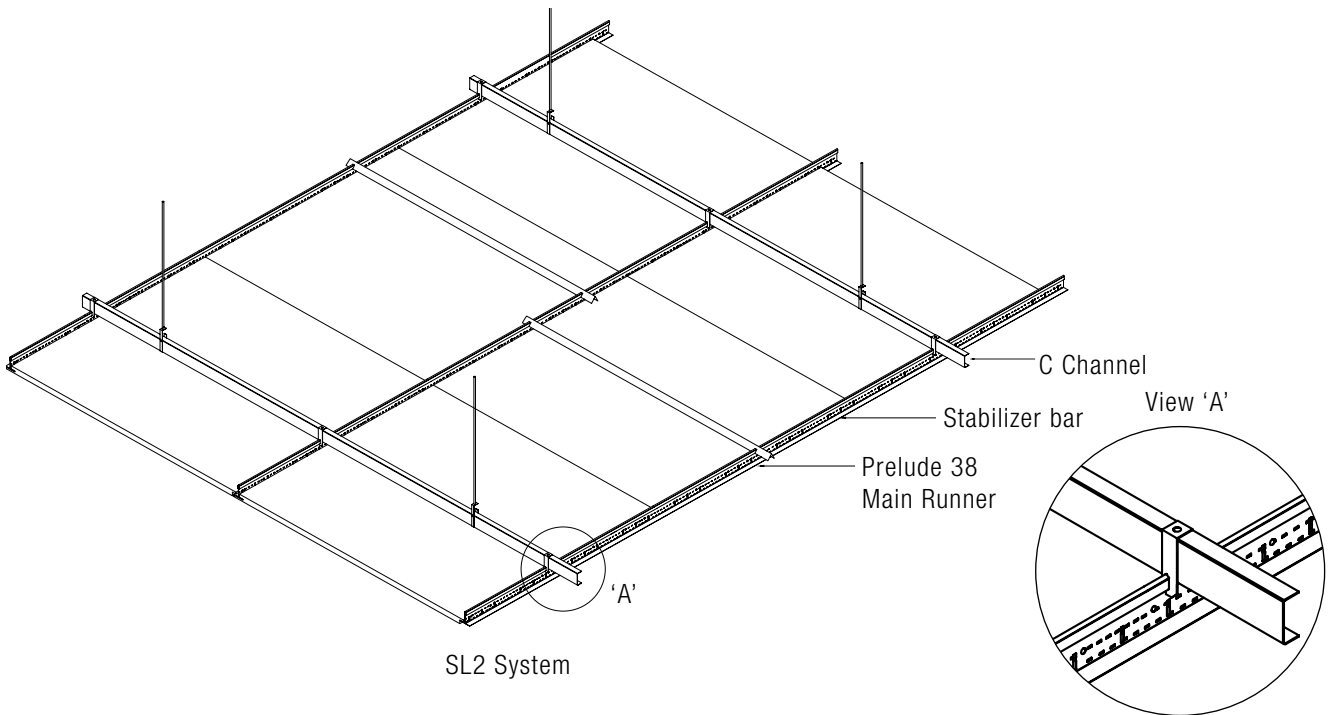
Perforations

Perforated Wall Panels

Channeled Woodworks Wall Panels



INSTALLATION OPTIONS AND DETAILS



Aluminium Accessories for Wall Panel



Inside Profile



Border Profile



Outside Corner



Inside Corner



Outside Corner

Accessories required for the installation of Woodworks Channeled for 100Sqm. of area

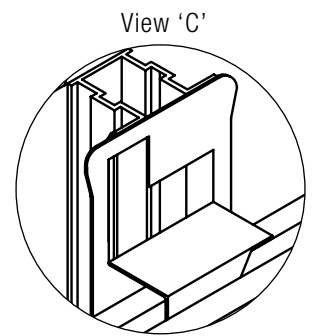
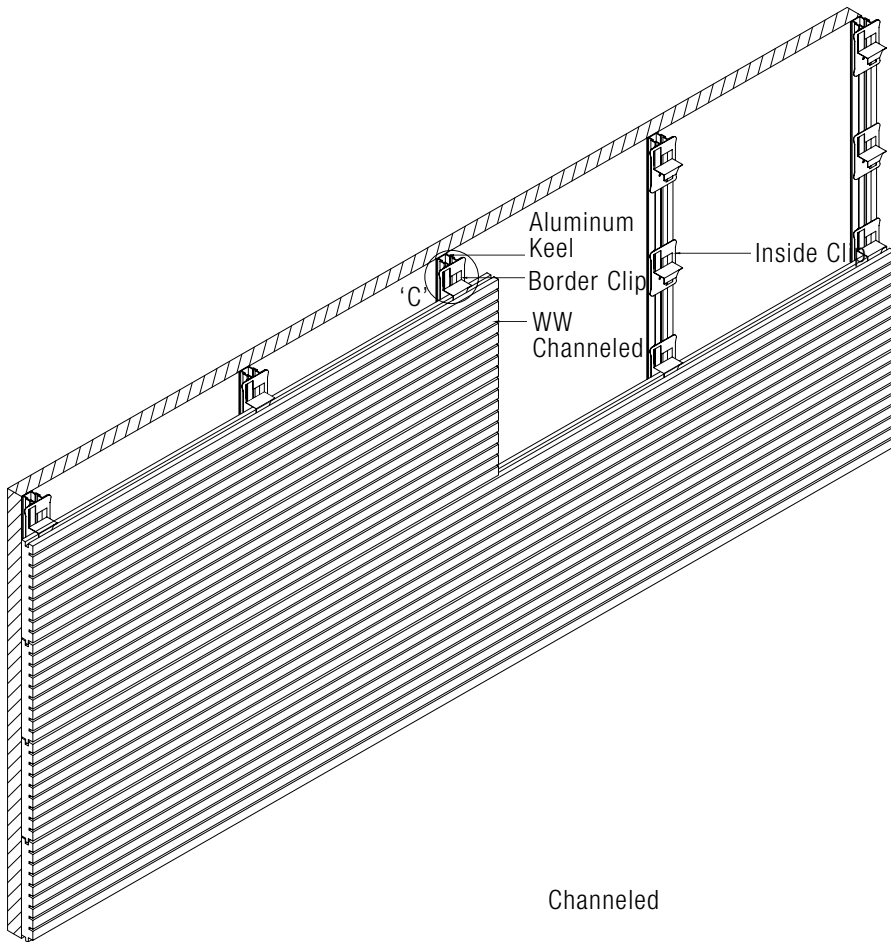
Finish : Anodized Aluminium

Border Profile - 40lm.

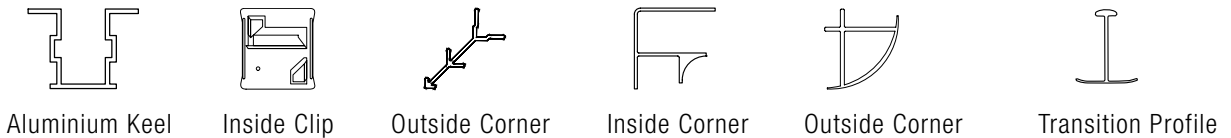
Inside Profile - 140lm.

The estimated quantities are for reference only please calculate actual quantities, geometry, wastages and other considerations, these may vary from project to project.

INSTALLATION OPTIONS AND DETAILS



Aluminium Accessories for Channeled



Accessories required for the installation of Woodworks Wall Panel for 100Sqm. of area

Finish : Anodized Aluminium Aluminium Keel - 200lm. (spaced at 600mm c/c) Inside Clips - 1800 nos. approx
Transition Profile - 40lm.

The estimated quantities are for reference only please calculate actual quantities, geometry, wastages and other considerations, these may vary from project to project.

Physical Data

Material

High density fibre board used as substrate have fire classification as Class 1.

Surface Finish

Available in veneer, printed laminate with wooden texture and three solid shades.

Design Considerations

5-6 cartons should be opened on site and mixed together before installation. They should be arranged aesthetically with regards to the shades and grains.

Fire Performance

BS476 Part 7 Class1

Application Consideration

Temperature ranging between 20-30°C
Recommended for indoor applications only

Recommended Suspension Systems

Double frame installation i.e. indirect suspension using C Channel is advised for installation of SL2. More than 10 sqm. Suprafine 38, Prelude 38 and Silhouette 45 used for regular installation.

Panel Weight

Laminate - 10Kgs. Sqm.
Wood Veneer - 10.5Kgs. Sqm.

Warranty

One (1) year limited warranty.

Armstrong World Industries (India) Pvt. Ltd.

Boomerang, A-304, Chandivali Farm Road (near Chandivali Studio) Andheri (E), Mumbai - 400 072
Tel: 022-3048 0800, Fax: 022-3046 0439 / 2491 3604 | e-mail : helpdeskindia@armstrong.com

Branches:

| | | | | | |
|-----------|--------------------|-----------|--------------------|------------|--------------------|
| Ahmedabad | : +91-93272 11062 | Bengaluru | : +91-80-2657 6367 | Chandigarh | : +91-172-2633 680 |
| Chennai | : +91-44-4217 5303 | Gurgaon | : +91-124-2385 671 | Hyderabad | : +91-40-3200 9868 |
| Pune | : +91-20-3250 2404 | Kolkata | : +91-33-2401 4755 | Lucknow | : +91-522-2626 097 |

Representatives:

| | | | | | |
|-----------|-------------------|-------------|-------------------|------------|-------------------|
| Bhopal | : +91-75838 98082 | Bhubaneswar | : +91-99370 42387 | Coimbatore | : +91-87544 57957 |
| Deharadun | : +91-99366 11428 | Guwahati | : +91-84861 21368 | Goa | : +91-84110 02916 |
| Hubli | : +91-96861 33160 | Jaipur | : +91-87692 17000 | Kochi | : +91-96330 09209 |
| Ludhiana | : +91-93161 21529 | Nashik | : +91-84110 03015 | Patna | : +91-97933 94466 |
| Raipur | : +91-75838 98081 | Rajkot | : +91-96876 25962 | Vadodara | : +91-96876 26146 |
| Vizag | : +91-80088 02772 | | | | |

www.armstrong.co.in

HPS/2000/052015

Inspiring Great Spaces™

Armstrong®

CEILING SYSTEMS